




2024 Work Camp Leader's Guide



**Campus Repair
Projects**

**Community Home
Repair Projects**

**Campus
Volunteer
Opportunities**



2024 Work Camp Leader's Guide

Thank you for choosing to serve with us at Red Bird Mission!

This guide contains vital camp information necessary to successfully prepare for your upcoming trip to Red Bird Mission. It will be online for you to access anytime, although you may find it most helpful to just print it out.

We also provide additional resources, although some are not vital to your camp planning, that are still very useful. A Work Camp Brochure is available for download. We suggest you print one out for each prospective camper on your team. A sample menu, sample Volunteer Medical Release form, directions to the mission, and a list of day off activities are included with this guide. The Work Camp application and calendar of availability are on our web site.

Please feel free to contact us anytime if you have any questions.

Blessings,
Red Bird Mission Work Camp

Sylvester Nolan
CHI Director
snolan@rbmission.org

Brad Kulp
Work Camp Manager
bkulp@rbmission.org

Susan Wacholtz
CHI Office Manager
swacholtz@rbmission.org

(606) 598—5133 - Office 8am-4:30pm EST
RBMworkcamp@rbmission.org

After Hours Emergency Only Contact - Brad Kulp 717-712-3350 or Sylvester Nolan 606-599-9525



THEME & PROGRAM DETAILS

WHAT WE BELIEVE

Mission Statement

To glorify God as we provide for those in need with top quality work, necessary repairs and improvements to housing, and the presence of workers who honestly love those they are serving. Furthermore, our mission is to provide our partners in mission and our team members from work camp an opportunity to serve, to be successful in the giving of their time and to sense the love of God that covers us all.

Goals

- To be **Christ-centered** in all that we do and treat others as we would want to be treated.
- To assist the people of this area to improve and maintain their family **residence** where there is need.
 - Treating all our partners in mission and those within this community with respect, fairness and integrity caring for and listening to them .
 - Professionally serving the community and always being a model of working hard.
 - Striving toward excellence.
 - To show responsible **Christian stewardship** with all resources that are placed in our possession.



1.606.598.5133

rbmission.org/work-camp/



THEME & PROGRAM DETAILS

RED BIRD IS ONE OF THE MOST EXTENSIVE MISSION SITES IN THE US!

→ One of the most exciting parts of a Red Bird Mission experience is the opportunity to be the hands and feet of Christ in service to the varied ministries and people of the Appalachian region.

→ Our goals are the safety of, and desire to see, each volunteer grow in his or her relationship with Jesus through service to others. We design this service, and the programs, with that in mind. We have a wonderful diversity of churches, organizations and individuals that participate in work camp.

PROJECT LEADERS AND LONG TERM VOLUNTEERS

For each project that a church group sponsors, we need a Project Leader. This would be someone you trust to be responsible and have some construction knowledge for the week you are here, they would assist in our overall management of a project. This person will be invited to our Construction and Program Meetings on Monday and Tuesday mornings and will work with our team while helping supervise the project your group sponsored.

We are always on the lookout for individuals that would like to stay for two or more weeks as a volunteer crew leader. If someone in your group is interested please have them see us in the work camp office.

2024 PROGRAM THEME

New Beginnings

“Work at living in peace with everyone”
Hebrews 12:14

As we serve together, pursue peace with all people, and the sanctification without which no one will see the Lord.

WHAT TO EXPECT DURING THE WEEK

- To be involved! Everyone deserves the opportunity to be the hands and feet of Christ. Life is not a show you just sit and watch.
- Evening programs and worship music. If you play a musical instrument, bring it!
- Biblical messages— daily devotions by each church group and God Sightings

1.606.598.5133

rbmission.org/work-camp/



SCHEDULE

SUNDAY

- 3-5 p.m. Check-In/Group Photo
- 5:30-6:45 p.m. Supper & free time
- 7:00-8:30 p.m. Evening Program;
 - ◆ Meet Groups
 - ◆ Orientation
 - ◆ Worship
 - ◆ Driver Orientation
- 8:30 p.m. Individual group devotions
- 10:30-11:00 p.m. Get ready for bed
- 11 p.m. Lights out

FRIDAY


- 5-10 a.m.
 - ◆ Cold Breakfast
 - ◆ Cabin Checkout
 - ◆ Groups depart

SPECIAL MEETINGS


- Monday 7:30 a.m. Project leader meeting
- Tuesday 7:30 a.m. Project leader meeting
- Thursday 7:30 a.m. Pastors/Leaders meeting

MONDAY, TUESDAY, WEDNESDAY, & THURSDAY

- | | |
|---|------------------------------------|
| 7:15 a.m. Devotions | 5:30-6:30 p.m. Dinner |
| 7:30 a.m. Breakfast | 7:30 p.m. Evening Program |
| 8:15-8:30 a.m. Depart for project sites | 9 p.m. Individual group devotions |
| 12 noon Lunch | |
| 4-4:30 p.m. Return to Work Camp | 10:30-11:00 p.m. Get ready for bed |
| ◆ Unload/Load work vans | 11 p.m. Lights out |



Make copies of this and distribute to your participants so they don't miss anything!



Remember, this schedule is important, from start to finish, so plan travel times.



WHAT TO BRING


PERSONAL ITEMS:

- Sleeping bag or sheets
- Blanket and pillow
- Towels and washcloths
- Shower shoes
- Toothpaste and toothbrush
- Soap and shampoo
- Any prescription medications
- Laundry/plastic bags (for dirty clothing)
- Long jeans or pants
- Shorts
- Work shirts
- Socks
- Pajamas
- Work boots or sturdy shoes
- Water bottle
- Personal health insurance card or legible copy
- Bible / Devotional
- Tools other than what is provided, see page 7
- Jacket and/or Rain gear
- Flashlight
- Sunscreen & Sunglasses
- Bandannas, a hat, or visor
- Insect repellent
- Camera*, Alarm Clock *, Spending money*


ITEMS TO BRING AS A GROUP:

There are numerous items that a group can bring to aid in the work camp. Work gloves, goggles, ear plugs, and paint supplies are just a few. If you desire a complete list please contact us at 606-598-5133.


There are other programs that depend on donations and will gladly accept your gifts. Below are a few:




Pop up tent/canopy. This will keep your team dry while working outdoors.




Canned and boxed food for one of our many food pantries.




Clothing, diapers, formula, baby food, and baby furniture for the Baby Pantry.



Furniture and appliances for our community store.



School supplies or tuition gap support Please call the school for specific needs at 606-598-2416.



Financial donations to support the many needs.

WHAT NOT TO BRING:

- Alcohol, tobacco products (if under 18), or illegal drugs
- Expensive clothes or jewelry
- Computers, electronic games, or anything really valuable
- Fireworks, weapons, or toy guns
- Skimpy or revealing clothes
- Minimize the use of MP3 Players, Cell Phones, iPods, etc. These items can interfere with evening programs, devotions, and the opportunity for you and others to spend time with Christ.

* Optional Items



TOOLS PROVIDED

EACH WORK CAMP VEHICLE CONTAINS:

- Safety goggles
- Work gloves
- N-95 disposable mask
- Ear plugs
- Small, medium, and large paint brushes
- Paint rollers, covers, trays
- Nail pouches
- Lithium battery tool set
- Electric reciprocating saw
- Electric circler saw
- Electric jig saw
- Electric drill
- Electric utility light
- Extension cords
- Speed squares and T-square
- Pry bars and hammers
- Chalk & chalk lines
- Levels
- Saw horses
- Utility knives and tape measures
- Pencils
- Screw drivers, plyers, and wrenches
- Shovels, post hole digger, and rock bar
- Hand saws and a hacksaw
- Step ladder and extension ladder

ITEMS AVAILABLE UPON REQUEST:

- Electric miter saw
- Portable electric table saw
- Electric belt sander
- Gas powered power washer
- Extra ladders
- Shop vac or vacuum
- Extra shovels
- Extra post hole diggers
- Tarps
- Hydraulic jack
- Wheel barrel
- Two wheel dolly / furniture dolly

TOOL TIPS:

You may have a favorite tool and desire to bring your own tools to work camp for the project your group is sponsoring. Please make sure you mark your tools so you get them back at the end of the week.

- Drywall square
- Drywall hole saw
- Drywall taping knives, mud trays, and tape
- Sanding blocks and sandpaper
- First aid kit
- Plumbing Kit
- Electrical Kit



CODE OF CONDUCT

TO PROVIDE THE BEST EXPERIENCE, ALL WORK CAMPERS AGREE TO THE FOLLOWING:

- I will show respect for the diversity of all work camp participants and staff. I will act as a positive role model.
- I will not act or behave in a way that creates significant distractions or disruptions to other participants or staff.
- I will be alert to any potential safety risks and take action as well as notify work camp leaders and staff to prevent injury to other participants or myself.
- I will not use tobacco products in vehicles, at the project site, or in any of the work camp facilities. There is a designated smoking area at work camp.
- I will support the work camp staff by helping to ensure that my group (youth and adults) follows the Code of Conduct, schedules, and work camp processes.
- I will respect the spiritual growth and work goals of work camp and participate in all scheduled devotions, which are designed to make the most of my camp experience.
- I will respect the privacy of others by not entering into cabins assigned to females if I am a male or cabins assigned to males if I am a female.
- I will respect the people of the community, I will dress modestly, I will be respectful and I will work hard to model Christ's teachings.
- I will not engage in misconduct, which can include inappropriate comments, harassment, gestures, or physical contact.
- I have read and understand this Code of Conduct. It is out of respect for God, myself, and others that I abide by these rules. If I violate these rules, I may be asked to leave (without reimbursement of expenses) at the request of my group leader and/or Red Bird Mission staff.

1.606.598.5133

rbmission.org/work-camp/



PROJECTS

Group Leaders

As the group leader, **you** play an important role in the Work Camp program. Your enthusiasm and willingness, sets the tone for the entire group. We depend on you to lead your work team, make team member assignments, meet with staff to discuss needs and supervise your team members on their projects.

Red Bird Mission Crew Leaders

Work Camp has an excellent staff to serve your group. Our crew leaders are good but not experts in all areas of building. They will know the basics and what encompasses the project your group has sponsored. When organizing your group it is helpful to have some individuals who are properly skilled to perform construction tasks to lead the group as some groups could be working independently.

****If you have individuals interested in being a volunteer crew leader have them speak to us at the work camp office. We will provide them with a Volunteer application. We are always in need of volunteers throughout the work camp season.****

How are community projects selected?

Each year we accept applications from residents in September and October for home repair projects to be done the next year. Over the winter months we visit each home, assess the needs, and meet corporately to prioritize each application. We then write up a project site plan and perform an estimate for each aspect of the home repair. Homes with elderly persons, children, disabled, low income, and emergencies are our primary focus.

How are campus projects selected?

A campus "walk through" is performed each year within every department of Red Bird Mission to determine their needs. These are then prioritized based on the need for a capital expenditure, maintenance, or a work camp project. With-out work camp, many of these ministries would not be able to sufficiently operate.

How are projects assigned?

We will have a variety of projects on campus and off campus, each week. Red Bird Mission will work with you to sponsor projects that match your skills, group size and available project funds. Some projects are more expensive than others and we may request additional funds to sponsor your projects, or if possible, pair you with another group interested in the same project. Financially, projects are 100% sponsored by groups like yours.

1.606.598.5133

rbmission.org/work-camp/



PAYMENTS & CANCELLATION

APPLICATION & RESERVATION FEES:

\$100 Application fee per group per trip. **This is nonrefundable** and **does not** apply towards your overall work camp fees of \$500 per person. This is due with the receipt of your application to participate at work camp.



\$50 per person, Group Reservation Fee. **This is nonrefundable.** It is applied towards your overall fees. This is due within 90 days of filing your application.

WORK CAMP FEE SCHEDULE:

Individual Work Camper Fee (age 10 —100) : \$500 (less \$50 Reservation Fee)

Individual Work Camper Fee (age 6—9): \$250.00 *

Individual Work Camper Fee (age 0—5): Free *

***Additional adult supervision from within your group is required for youth under 10 years of age.**

Review of PAYMENT DATES:

Group Reservation Fee: \$50 per person due 90 days from receipt of application.

First Payment of Group Fee: 50% of the balance is due **6 weeks before** camp date to ensure we have the materials for the project(s) you have sponsored.

Balance of Group Fee: Remaining balance is due at time of arrival.

ADDITIONS / DROPS TO YOUR GROUP :

Additional campers can be added **as long as work camp has capacity, just give us a call.** If your group numbers drop **PLEASE notify us right away** so we can open the week to other individuals or groups that wish to serve.

Any changes to your group must be verbally communicated to our office as soon as possible.

CANCELLATIONS:

- Cancellations must be **verbally** communicated to the Work Camp office by calling 1.606.598.5133.
- We will not assume you are changing the number of participants within your group. **If you need to lower or increase your group numbers, please call us.**
- If an individual/group needs to cancel, **4 weeks or less before camp date**, the project portion of the fees (\$250) must still be paid as the project itself has not been cancelled and materials have been ordered.

1.606.598.5133

rbmission.org/work-camp/



Trip Time Line

<u>Time Frame</u>	<u>Process</u>	<u>Completed</u>
12-18 months prior to trip	Fill out Application and mail/fax/email to Red Bird Mission Work Camp	
Within 30 days of App.	Send in \$100 Application Fee (if not sent with application)	
Within 2 weeks of App Fee	Receive acceptance letter verifying trip dates	
Within 2 weeks of App Fee	Download Work Camp Leaders Guide and Brochure, hand out brochure to prospective work campers	
After receipt of acceptance letter	Start regular meetings with team, promote trip within the church to fill the number of spots you reserved	
Within 90 Days of Application	Send in Group Reservation Fee -\$50 per person, applies to overall \$500 Work Camp fee	
6 months prior to arrival and monthly	Finalize your team's numbers and contact Work Camp with your best estimated group size (breakdown of male & female / by adult & youth)	
7-8 weeks prior to arrival	Assess skills in your group & pray about sponsoring a project	
6 weeks prior to arrival	Discuss with Work Camp personnel your team size, skill sets & funding to determine potential project(s)	
6 weeks prior to arrival	FIRST PAYMENT OF GROUP FEES is due	
5 weeks prior to arrival	Discuss potential project(s) with your team	
4 weeks prior to arrival	Finalize project(s) with Work Camp personnel. Work Camp personnel to order materials for the project(s)	
3-4 weeks prior to arrival	Hold final team meeting. Discuss your "plan. meals to/from Red Bird Mission, secure vehicles for the trip, review status of insurance and other necessary paperwork, review your sponsored project(s) site plan and designate your project leaders.	
3 weeks prior to arrival	Contact Work Camp Kitchen about special dietary needs	
1 week prior to arrival	Secure check for second half of Work Camp fees	
Arrival at Red Bird	Pay second half of Work Camp fees—provide participant list for group	



1.606.598.5133
rbmission.org/work-camp/



MEDICAL and EMERGENCY INFORMATION FORM

(Team Leader should keep and carry original. A copy should be kept by the local church until the missioner returns.)

Mission/Project		Mission Site/Location:	
Name			Birthdate
Address			Home Phone ()
City	State	Zip	Cell Phone ()
Email			
Physician's Name		Physician's Phone ()	
		Physician's Afterhours Phone ()	
Physician's City/State			
Current Medications of Concern in an Emergency:			
Allergies (e.g. Food, Medications, Bee/Wasp Stings):			
Medical Insurance Co.			Phone ()
Group			Policy No.
Driver's License #/State of Issue/Expiration (US mission/out of state):			
OR - Passport #/Place of Issue/Expiration (Int'l mission):			
<i>Please attach a copy of your insurance card (all missions), Driver's License (US mission/out of state), and/or Passport (int'l mission).</i>			
I _____, authorize _____,			
<i>(mission participant)</i>		<i>(another adult on journey)</i>	

If I am unable to do so, to consent to any necessary examination, anesthetic, medical diagnosis, surgery treatment and/or hospital care rendered to me under the general or special supervision and on the advice of any physician or surgeon licensed to practice medicine by the state in which he/she practices, during the duration of the journey identified above.

Signature of Participant: _____ Date _____

Signature of Parent: _____ Date _____

(for youth under 18 parents must also sign Parental Consent Form)

1.606.598.5133
rbmission.org/work-camp/



EMERGENCY CONTACT DETAILS

Participant Name: _____

Primary Contact Name		Relationship	
Email Address		Cell Phone	
Home Phone		Work Phone	

Alternate Contact Name		Relationship	
Home phone		Cell Phone	Work phone

Alternate Contact Name		Relationship	
Home phone		Cell Phone	Work phone



Directions

From Lexington:

Travel Time: 2 ½ - 3 Hours

Take I-75 south to London, KY (exit 41) turn left (east) on Hwy 80 and follow the signs to Hal Rogers Parkway (former Daniel Boone Parkway). Stay on parkway approximately 32 mile to Hwy 66 exit. You will see a sign for Red Bird Mission. Turn left off Parkway at exit 34, go to the end of the exit ramp, then turn right onto 66 south you will see a sign for Red Bird Mission. Go about .6 miles to another stop sign and turn right onto 421/80/66 for about .8 miles and turn onto Hwy 66, you will see a sign for Red Bird Mission. Travel approximately 16 miles on Hwy 66. You will pass the Red Bird Christian School. Continue for .4 miles to the Queendale Campus. When you drive over the bridge take an immediate right and you will be on the road that leads to work camp, follow it until you get to the Cardinal House.

From Knoxville, TN

Travel Time: 2 ½ - 3 Hours

Take I-75 north to Hwy 25W/63 (exit 134) at Caryville. Go north on Hwy 25W/63 to La Follette take Hwy 63 and continue north to Hwy 25E at Harrogate. Turn left and head north on Hwy 25E through the Cumberland Gap Tunnel into Middlesboro, KY. Approximately 12 miles to Pineville. Turn right onto Hwy 66 and head north you will see a sign for Red Bird Mission. About 18 miles you will come to a stop sign. Turn left and follow Hwy 66 for another 6 miles to the Queendale Campus. When you drive over the bridge take an immediate right and you will be on the road that leads to work camp, follow it until you get to the Cardinal House.

From Bristol, TN

Travel Time 2 1/2 – 3 Hours

Take Rt. 81 Toward Knoxville TN. At Exit 23 take US-11E towards Bull Gap. About 15 miles merge on to 25E north through the Cumberland Gap Tunnel into Middlesboro, KY. Approximately 12 miles to Pineville. Turn right onto Hwy 66 and head north you will see a sign for Red Bird Mission. About 18 miles you will come to a stop sign. Turn left and follow Hwy 66 for another 6 miles to the Queendale Campus. When you drive over the bridge take an immediate right and you will be on the road that leads to work camp, follow it until you get to the Cardinal House.

From Charleston WV

Travel Time 4 ½ - 5 Hours

Take I-64 Northwest in to Kentucky. Take exit 191 US-23 towards Louisa. About 66 miles later take the KY-80 West exit 302 toward Martin/Hazard. About 45 miles later continue onto the Hal Rogers Parkway west. Exit to your right at exit 34 then turn right onto 66 south you will see a sign for Red Bird Mission. Go about .6 miles to another stop sign and turn right onto 421/80/66 for about .8 miles and turn onto Hwy 66, you will see a sign for Red Bird Mission. Travel approximately 16 miles on Hwy 66. You will pass the Red Bird Mission School. Continue for .4 miles to the Queendale Campus. When you drive over the bridge take an immediate right and you will be on the road that leads to work camp, follow it until you get to the Cardinal House.

1.606.598.5133

rbmission.org/work-camp/



Sample Menu

Monday Breakfast		Monday Lunch (Campus)		Monday Dinner	
Biscuits & Gravy		Chicken Strips-bbq & honey mustard		Taco & Fajita Meat	
Sausage Patties		Fries		Refried Beans	
Oatmeal—Butter, Brown Sugar	GF	Macaroni Salad		Soft & Hard shells, Taco Chips	
Toast—Butter, Jelly, Peanut Butter	GF	Bread—Butter, jelly, Peanut Butter	GF	Lettuce/Salsa/Tomatoes/Sour Cream	GF
Fruit Bar	GF	Salad Bar	GF	Salad Bar	GF
Tuesday Breakfast		Tuesday Lunch (Campus)		Tuesday Dinner	
Pancakes & Bacon	GF	Hamburgers		Chicken Breast & Baked Potato	GF
Cold Cereal		Fries or Tater Tots		Butter/Sour Cream/Bacon Bits	
Oatmeal—Butter, Brown Sugar	GF	Potato Salad		Broccoli & Sister Rolls	
Toast—Butter, Jelly, Peanut Butter	GF	Bread—Butter, jelly, Peanut Butter	GF	Dessert	
Fruit Bar	GF	Fruit & Salad Bar	GF	Salad Bar	GF
Wednesday Breakfast		Wednesday Lunch (Campus)		Wednesday Dinner	
Scrambled Eggs & Sausage Links	GF	Chicken Patties		Spaghetti & Garlic Bread	GF
Hash Browns		Fries or Tater Tots		Peas	
Oatmeal—Butter, Brown Sugar	GF	Pasta Salad		Dessert	
Toast—Butter, Jelly, Peanut Butter	GF	Bread—Butter, jelly, Peanut Butter	GF	Bread—Butter, jelly, Peanut Butter	GF
Fruit Bar	GF	Salad Bar	GF	Salad Bar	GF
Thursday Breakfast		Thursday Lunch (Campus)		Thursday Dinner	
French Toast & Bacon	GF	Pizza / Lasagna / Chicken Casserole		Pork Loin Chops	GF
Maple Syrup / Powdered Sugar		Fries or Tater Tots		Scallop Potatoes / Carrots	
Oatmeal—Butter, Brown Sugar		Macaroni Salad		Apple Sauce	
Toast—Butter, Jelly, Peanut Butter	GF	Bread—Butter, jelly, Peanut Butter	GF	Dessert	
Fruit Bar	GF	Salad Bar	GF	Salad Bar	GF
Sunday Dinner (Arrival)				Friday Breakfast (Departure)	
Sloppy Joe/Pulled Pork/Tuna Salad				Cold Cereal	GF
Cottage Cheese & Peaches	GF			Oatmeal—Butter, Brown Sugar	
Potato & Corn Chips				Toast—Butter, Jelly, Peanut Butter	GF
Dessert	GF			Coffee & Hot Chocolate	GF
	GF			Juice & Milk	GF

Monday/Tuesday/Wednesday/Thursday OFF CAMPUS LUNCHESES

Turkey/Ham/Roast Beef	White & Wheat Bread/Cheese/Tomatoes	Apples / Oranges / Bananas
Mayonnaise/Ketchup/Mustard/Pickles	Peanut Butter / Jelly / Salt & Pepper	Cookies / Chips

- GF—Gluten Free, please contact our staff prior to your trip to arrange for gluten free items.

1.606.598.5133
rbmission.org/work-camp/



FAQs

What meals are provided?

Meals are served Sunday evening through Friday morning. A cold breakfast is available on Friday.

What about Special Dietary Needs?

You should plan to provide for anyone who requires special dietary needs. We do provide some gluten free items within the menu. If you, or anyone in your group, have a question feel free to contact our kitchen staff at 1.606.598.5133.

Is there separate Food Storage?

In our dining facility, Cardinal House, we provide a large refrigerator and a large freezer for you to store food or drink you have brought. You may also store any medicines that require a cooler environment.

What are the Sleeping Facilities like?

Red Bird Mission Work Camp houses their volunteers in climate-controlled cabins. Please bring your own bedding, pillows and toiletry items. Twin sheets will fit our mattresses.

Do you have RV Sites?

We have 10 full service RV sites with a bathhouse. Please call to reserve a site and let us know your RV size.

Are there Laundry Facilities?

We have a coin operated laundry facility on the mission grounds. Please bring quarters and soap. If you forget laundry soap please check with the kitchen staff before they go home for the evening.

Medical information

The group leader should obtain a medical release form for each participant and maintain it for their records. If anyone in your group has any unusual medical problems, be sure all adult leaders are fully aware of the situation.

Do we need Health Insurance?

Each participant is responsible for their own health insurance. The group leader **must** have this information on the medical release form. We are in a remote area of eastern Kentucky and on rare occurrences a helicopter ride is the most expedient, and costly, way to a hospital. Additional insurance for mission trips is advisable

1.606.598.5133

rbmission.org/work-camp/



FAQs

What if a participant becomes injured during the week?

- If the injury or illness is severe, the leader at the site will call 911 immediately and then notify the work camp office. The work camp office can arrange supervision for the rest of the group and assist in notifying the group leader if they were not on site. The group leader or their designee is required to accompany or follow the individual.
- If the injury or illness is not severe, but is deemed to need medical assessment by the individual or the group leader, the group leader can notify the work camp office and we can help arrange transportation of the injured/sick person to an ER or other health-care facility and can coordinate supervision for the other campers in the group if needed.
- If the injury or illness is deemed as minor by the individual or the group leader or their designee, it may be treated at the site. Each crew is provided with a small first-aid kit containing basic supplies like bandages and antibiotic ointment. **We recommend each group bring a larger first-aid kit with them.**
- Your group leader should review first-aid procedures with all adults prior to the trip so they know how to determine an emergency situation and respond appropriately.
- Work campers shall bring their insurance card or a legible copy with them and have it on them at all times. **The group leader shall maintain a copy of each participant's information** (release form on pages 13 & 14).
- Either personal health insurance or **separate, low cost, mission trip insurance** (available through the United Methodist VIM program or other insurer - see page 17 of this guide) is required.
- All participants are asked to bring personal health insurance information with them if they have it. If they're treated at a hospital or other health-care facility, they'll be asked to provide this information.
- Any costs not covered by the participant's own insurance are the responsibility of the participant or his /her parent/guardian.**



FAQs

How do we get to the Project Site?

Each group will be responsible for providing their own transportation to and from Red Bird Mission, the job sites, and any activities. If you are bringing a large vehicle (i.e. School Bus, large Van) please contact us about parking at the project site. Some locations are not accessible via bus.

Do we need to drive a Work Camp Vehicle?

Based on the number of project sites your team sponsors, and the age of our crew leaders, we may ask you to drive one of our Mission vehicles. Please have two people, per project site, ready to have their drivers license copied so we can add them to our vehicle insurance, at no cost, and have them drive the work camp van. **They will be required to participate in a brief training on vehicle safety on Sunday evening.**

Are tobacco products allowed?

Tobacco products are not permitted in or around any of our buildings, around the dining area, in our vehicles, or on the project sites. Please be respectful of others. **There is a designated area within work camp.**

Is there a Curfew?

Lights shut off on the ball court at 10 p.m. We ask all work campers to be in their cabins by 11 p.m. and it be quiet enough for those that wish to sleep. Remember, you may be sharing a cabin with another group so be respectful of everyone around you.

How are Cabins / Bunk Beds Assigned?

We work with each group leader to determine health issues that would require your team to be in a lower cabin and or need lower bunk beds. We are limited to the number of lower bunk beds and do our best to meet the individual needs of each work camper. Please be respectful of others, if you can handle an upper bunk, please take it and leave the bottom bunk for someone in need.

Is there mail service?

Letters and packages sent by the U.S. Postal Service and most express carriers can be received during the week. Use caution when shipping valuables; we cannot guarantee that packages will be received on a timely basis. Mail should be address to the individual C/O Red Bird Mission, Work Camp Ministry, 70 Queendale Center, Beverly KY 40913.

Can you email a volunteer at work camp?

We do have a Wi-Fi network for work campers but it is limited. You can email directly to the mission and we will post messages to recipients on our message board. When sending an email, please use the RBMworkcamp@rbmission.org address and include in the Remarks section the individuals name and church group.



FAQs

Are there Devotions?

Work camp provides opportunities for worship on Sunday and Thursday nights. During the week, each group will lead devotions in the morning before breakfast and at night before supper. We have multiple locations for you to hold your own group devotions each evening after Mission programs.

How many adults do we need to bring with our Youth Group?

WE FOLLOW SAFE SANCTUARY GUIDELINES - Work camp requires every group to bring one adult (over 21 years of age) for every five youth (18 and under). This ensures that there is at least two adults on every project site. If you bring both male and female participants, bring at least one male and one female adult. This ensures that there is at least one adult in every cabin.

Adult leaders are responsible for their youth at all times while at Red Bird Mission. We provide project direction in the form of a crew leader to help lead the work at project sites. Your adult leaders are responsible for the safety and actions of your team while on campus, traveling to/from the project sites and while at your individual project sites.

What time should we arrive at Red Bird Mission?

Check-in is on Sunday, between 3pm and 5pm. If you arrive early, please wait until staff have returned from church in order to check you in and get your group picture. If you will be late, please call us at 606-598-5133.

Additionally, at work camp we review the previous year's evaluation and consider changes to this ministry based on the observations made by work campers. We also look at ways to improve your overall experience while on campus.

1.606.598.5133

rbmission.org/work-camp/